



















Name: _____

Datum: _____

1. Ganze und halbe Stunden

Schneide die Quadrate mit den Uhren aus. Ordne sie am zugehörigen Aufklebe-Bogen richtig zu. Kontrolliere und klebe die Uhren sorgfältig auf.

 R	 SCH	 R
 U	 R	 N
 R	 E	 D
 I	 U	 T
 T	 T	 U



Ausschneiden



Name:

Datum:

1. Ganze und halbe Stunden

Wenn du die Uhren in der richtigen Reihenfolge aufgeklebt hast, erhältst du einen kurzen Satz. Schreibe ihn hier auf:

9.00	9.30	12.00
12.30	17.00	1.00
16.30	4.00	13.30
halb acht	vierzehn Uhr	sechs Uhr
halb elf	zwanzig Uhr	fünfzehn Uhr dreißig



Aufkleben